



FCI
RESCUE DOG
COMMISSION

2019

**FCI
RESCUE DOG
SEMINAR**

in partnership with

**The Cynological Association
of SLOVENIA**



EXERCISE AREA SEARCH

Marko Bručan



Searching Area

- ▶ ***Search Area: approx. 50.000 m², min. 50 % covered terrain or building***
- ▶ Victims: 3 people
- ▶ The dog may have visual and/or physical contact, but hiding places typical of the site, e.g. raised hides that the dog is unable to see into or reach are allowed.
- ▶ The victims' hiding places must be at least 10 m apart and 20m from the border, up to 3m height
- ▶ The victims must be in position 15 minutes before the dog begins to search in sit or lie position
- ▶ The search area must have been criss-crossed by at least 3 people with dogs, 15 min before the first search begins, and it must be criss-crossed by at least 3 people without dogs immediately before and during the search exercise.
 - ▶ Time limit: maximum 20 minutes.





TEAM/JUDGES

- ▶ Team leader
- ▶ 3 dog handlers / 3 dogs
- ▶ **3** Judges
 - Each Judge – 1 per search team
 - Team leader follows main Judge
- ▶ Teamleader dedicates search areas to each team to search in, can move freely within this area





Execution of the work

- ▶ The rescue dog sport team leader is given a map
- ▶ The search area is visually demarcated or has clearly identifiable boundaries.
- ▶ Team leader tells and controls the tactic of the team
- ▶ Start time is given by Judge to Team Leader





Execution of the work

- ▶ Victim must be removed from the hiding place after alerting
- ▶ **The end** of the searching:
 - When **3rd victim is found**
 - Run **out of time**
 - **Stopped work** by the Judge



Exercise AREA Search

▶ *Total Possible Points Area Search*

- Total possible points 260 Points
- Finding the victims: 60 Points each for of 3= 180 Points
- Cooperation and discipline in the rescue dog sport team 30 Points
- Team leader (tactics and their implementation) 50 Points

Total: 260 points:

- 60 x 3 victims = 180
- Cooperation & discipline = 30
- Team leader = 50





Exercise AREA Search

- ▶ Every person who is not found scores 0 points
- ▶ The not used dog will be marked as minus 50 points
- ▶ Each false alert is marked as minus 60 points
- ▶ Time limit: maximum 20 minutes
- ▶ Termination/Disc. in scent work is marked minus 50 points(for TL and DH)
- ▶ any obvious harrasment of the victim by a dog is penalised by up to 18 points
- ▶ Non Deployment of a team will be marked -50 points



Alerting – NEW

- ▶ The DH reports an alert by a dog to his team leader.
- ▶ Before the DH is allowed to go to his dog the alert indication and victim location must be reported to his assigned judge who will give permission
- ▶ The teamleader stays in his area
- ▶ Teamleader decides whether to continue search and from where (victim or alert point) or to leave the area
- ▶ The assigned judge follows the DH





Alerting

- ▶ Types of alerting:
 - Barking
 - Recall
 - Bringsel method



1. Barking

- ▶ The dog must **not touch the victim** when hiding places are enclosed but accessible to the dog
- ▶ The dog must **bark continuously**, while staying within close to the victim / place of alert, until its DH reaches him. The terrain must be taken into account.
- ▶ it should indicate the precise location of the scent source through direction giving behaviour





2. Recall

Among others the following can be presented during recall:

- ▶ Jumping on or nudging the DH
- ▶ Barking at the VP and the DH
- ▶ Eye contact between DH and dog




3. The Bringsel Method

- ▶ A **special collar**, on which a “bringsel” is fixed, is fitted on the dog if it is doing bringsel work
- ▶ The collar has to have a releasing mechanism which protects the dog from injuries
- ▶ When it dog found the person the **dog takes the bringsel to the handler**. There is no need for it to sit during the handover of the bringsel. Once the bringsel has been removed, and at the order of the handler, the dog takes the handler directly and independently to the victim.
- ▶ Whilst doing so the handler must be in constant contact with his dog. Maintaining contact may also be interrupted under certain circumstances (depending on terrain) without having a negative impact on the evaluation.
- ▶ The dog may be taken on a leash with any length for this purpose.



The Bringsel Method – faulties

- ▶ Running back and forth between the VP and the DH
- ▶ Barking before taking the Bringsel
- ▶ If the dog doesn't run back goal-oriented to the victim
- ▶ If the dog drops the Bringsel





Principles of Rating

Excellent

- ▶ Temperamental, motivated, eager to work, attentive and correctly.
- ▶ Impressive speed. Excellent in the hand of the dog handler. High will to search, correct alert behaviour, remarkable harmony of the performance
- ▶ with minimal guide helps





Principles of Rating

Very Good

Largely temperamental, motivated, eager to work, attentive and correctly. Very well in the hand of the dog handler. Largely faultless and clear alert. With small guide helps.






Principles of Rating

Good

- ▶ Partly temperamental, restrictions at the alert behaviour, still eager to work, still attentive and restrictions in the speed and the obedience.
- ▶ With stronger guide helps.






Principles of Rating

Satisfactory

- ▶ Still existing temperament, drive, motivation, eager to work, attention.
- ▶ Strong guide helps during the performance.
- ▶ Great restrictions on alert behaviour.





Principles of Rating

Unsatisfactory

- ▶ Lack of temperament / drive, almost no joy of work and no interest.
- ▶ Lack of speed. Sometimes does not work. Very strong guide helps.
- ▶ Missing search result.
- ▶ No search result / very strong guide help / not at hand of the handler
- ▶ leaves the search area / doesn't work / molests helpers / reacts anxiously regarding noise / aborts the work





Permitted Aids

- ▶ The following aids are permitted as a means of tactical support for search work specifically during the scent work:
- ▶ **Whistle:**
Before the activity begins the judge must be notified about the use of audible whistle sounds.
- ▶ **Radio Equipment:**
An additional device must be handed to one judge to listen along during nose works.
- ▶ **Water or sponges**





Thank you!!!

