



**Fédération  
Cynologique  
Internationale**

For Dogs Worldwide



## ***FCI MODEL FOR THE WETTERHOUN***

***POWERPOINT PRESENTATION OF YOUR FCI RECOGNIZED NATIVE BREED(S)***

*(FCI General Committee, Helsinki, October 2013)*

# **Breed by Breed Education**


*(FCI Show Judges Commission, Cartagena, February 2013)*

# Breed


## Wetterhoun

- ← *FCI Group 8 Breed number 221*
- ← *Date of publication of the official valid standard  
05/02/1999*

# History of the breed


- Multipurpose dog from the poor farmers.
  - Used as an all round hunting dog, guarding the yard, keep the yard free from mice and rats and has a great reputation for catching otters and polecats. Also was used to pull dog cars.
  - Origin in Friesland, the northern part of Holland, and during the beginning of the 20<sup>th</sup> century crossbred with the Stabijhoun (the other Frisian breed).
- 

# History of the breed

- Because of the crossbreeding, we almost lost two unique breeds.
  - First breeding standard in 1944.
  - At this moment most of the Wetterhoun are pets and (family)guard dogs
  - Some dogs are used for hunting. Because of their independent and somewhat stubborn nature, you must be patient and consistent.
- 

# Work and character

- Hunting dog and guard dog  
Also, because of his coat, not comfortable in extreme heat.
- Famous for the otter catching.  
(this is not permitted anymore)  
The character for this should be tough and “diehard”.



# Work and character

- The Wetterhoun is obedient, but not so easy. He is very independent. With training you must have patience. He's definitely not servile.
- In the beginning he can be a bit reserved, a bit a "one person dog" but when he knows you, everything is all right.
- When judging, approach them gently and it's okay. The Wetterhoun should not be nervous or fearful.

# Breed standard

## **GENERAL APPEARANCE**

*A well balanced dog, traditionally used for otter hunting. A sturdy animal, but neither plump nor clumsy, square and thick set in overall build, with close fitting skin, free from throatiness or dewlap. Lips not pendulous.*

Sturdily built is important and we see this frequently in the breed standard.

The Wetterhoun has a bit of a molosser look.

# Breed standard

Square body proportions





# Breed standard



Too stretched

# Breed standard



Heavy head with dewlaps



Dry head  
without folds or dewlaps

# Breed standard

## ***BEHAVIOUR / TEMPERAMENT***


*Quiet dog with stubborn character, reserved about strangers, an ideal guard-dog.*

They are devoted, gentle and intelligent, but also independent. For training you must have patience, but they can be very good hunting dogs.

# Breed standard

## HEAD

*Dry, size in balance to the body, strong and powerful.*



# Breed standard

## **CRANIAL REGION :**

### **Skull:**

*Slightly rounded, giving the impression of being wider than long, gently sloping into the cheeks. Skull and muzzle of the same length.*

# Breed standard

Don't take the remark about the muzzle and the skull of the same length too serious. The muzzle can be a little smaller.



Good proportions muzzle and skull

# Breed standard



Muzzle a bit too long



Muzzle too short

# Breed standard



Good shape of the skull



# Breed standard



skull too round



skull too broad

# Breed standard

## **Stop:**

*The skull falls gently away into the foreface, stop only slightly indicated.*



*Good Stop*

# Breed standard

***Stop:***



*Stop too little*



*Too abrupt, deep stop*

# Breed standard

## **FACIAL REGION :**

### **Nose**

*Well developed, not split.  
Black for dogs with black  
ground colour and brown  
for dogs with brown ground  
colour.*

*Nostrils well developed and open.*



# Breed standard

## **FACIAL REGION :**

### ***Muzzle:***

*Powerful, tapering slightly to the nose, not pointed, but truncated.*

*Nasal bridge broad and straight, neither concave nor convex when viewed from the side.*

# Breed standard

*The bridge of the nose should be nice and straight.*

*The last part, which is just cartilage, may be drooping a bit. You can lift the nose tip to see and feel if the nose bridge (the bone) is straight.*

*When rounding occurs, as we see in a rams-nose (convex) or a dish-faced (concave) nose, it is less desirable.*

*The muzzle should be full, but tapering a little bit to the nose.*



# Breed standard



*Nose bridge too convex*

# Breed standard

*The muzzle should be full, but tapering a little bit to the nose.*





# Breed standard

Lips:            *Tightly fitting, not overhanging.*




*Nice tight lips*



*Lips a bit too pendulous,  
but acceptable*

# Breed standard

*Too much lip. Not tight and too much overhanging.*



# Breed standard

## **FACIAL REGION :**

Jaws/Teeth: *Teeth powerful, scissor bite.*

Cheeks: *Musculature moderately developed.*

Level bite is less desirable

# Breed standard

## Eyes

*Of medium size, oval, with tightly fitting lids, without showing the conjunctiva; placed slightly slanting, causing a somewhat grim expression.*

*They are neither bulging nor deep-set.*

*Colour dark-brown for dogs with a black ground colour, and brown for dogs with a brown ground colour. Bird of prey eyes are objectionable.*

# Breed standard

*The grim expression*

*There is a lot of confusion about the grim expression. It sounds like the dog has not such a nice temperament, but it has nothing to do with the character.*



*The place of the eyes (slightly slanted) and the form (oval shaped) makes the grim expression.*

# Breed standard




*Eyes placed too horizontal  
in the head*



*Correct slightly slanted  
placed eyes*

# Breed standard



*Good color of the  
eye for brown*

# Breed standard



*Acceptable color of the eye for brown*



*Too light color of the eye for brown*



# Breed standard



*Good color of the  
eye for black*

# Breed standard



*Acceptable color of the eye for black*



*Too light color of the eye for black*

# Breed standard

## Leathers / ears

*Set rather low.*

*The auricle is so little developed that ears hang flat along the head without any break.*

*Objectionable are strongly developed auricles with the break not immediately at the set, but further down causing the ear lobe not to hang close to the head.*

# Breed standard

## Leathers / ears (2)

*The ears are moderately long and have the form of a mason's trowel.*

*The coating of the ear is a typical characteristic of the breed. It is curled, rather long at the set of the ear, decreasing in length to the lower 1/3 part where the ear is covered with short hair.*

# Breed standard

## Ear set


And, of course, ask for the dog's attention. When the ears are perked up, the ears shouldn't be higher than the skull.



Good earset



Too high earset



Too low earset

# Breed standard

The ears are moderately long



Good length of the ear




Ear a bit too long



Ear a bit too short

# Breed standard


The ears have the form of a mason's trowel.



Good form of the ear



A too round form of the ear



A bit too much of the form of a point

# Breed standard



The fur on the underside of the ear should be short. The fur on the top side of the ear should not be longer than the ear itself, its length decreasing from the top of the ear to the tip.

You can easily trim any fur that hangs past the ear by plucking the fur; never by cutting with a scissor! The hair on the ear shouldn't be longer than the ear itself.



# Breed standard

## **Neck**

*Short, strong, round, merging into the topline in a very blunt angle, i.e. the head is mostly carried low. The neck slightly arched. No throatiness or dewlap.*



# Breed standard

To fetch or kill the game, the Wetterhoun should have a strong neck; not a long or an elegant neck.

The short neck that is called for in the breed standard should not be taken too strictly. The neck should be sturdy.

A short neck is often an indication of a front that is placed too far forward.

# Breed standard

**Body**

*Very powerful.*

*Back :*

*Short and straight.*

*Loin :*

*Strong.*

*Croup :*

*Only slightly sloping.*



# Breed standard

## **Chest**

*Wide, showing more width than depth, so that the forefeet are rather wide apart, rounded, not reaching lower than the elbow.*

*Ribs well rounded and well developed towards the rear.*

# Breed standard



The chest should be rather broad. The front legs are a bit wide apart, but must be under the body. The elbows should be close to the chest.

# Breed standard

***Underline and belly:***  
*Only moderately tucked up.*



# Breed standard

## *Tail*

Long, carried as ring tail over or alongside the croup.

The tail is the treasure of the Wetterhoun.  
Here are some good tailsets



# Breed standard

Because the Wetterhoun carries his tail in a ring, the tailbones, muscles and ligaments will grow differently so be careful if you write something about a kinked tail. You can't judge that without x-ray eyes.





# Breed standard



Open tail (less desirable) and gay tail (not good)

# Breed standard



The tail shows the mood of the dog. When they are in the show ring, they might be a bit uncomfortable and let the tail hang straight. Sometimes you can see a little hole in the coat where the tail should lay down on the back. This can be an indication for a good tail carriage.




Here are two tailsets from the same dog

# Breed standard

## LIMBS

### Forequarters

- Shoulders :* *Shoulder blade, well-laid against the chest; obliquely placed and well angulated.*
- Forearm :* *Powerful and straight.*
- Pasterns :* *Straight, not obliquely set.*
- Fore feet :* *Round, toes well developed and arched, pads thick.*
- 

# Breed standard

## *Forequarters*

Well angulated can be taken more as moderately angulated. With this, the angulations of the front are harmonically proportioned with the hindquarters.



# Breed standard

## Hindquarters

*Powerful, moderately angulated.*

*Lower thigh : Not too long.*

*Hock joint : Placed low.*

*Rear pasterns : Short.*

*Hindfeet : Round with well developed pads.*



# Breed standard

## Coat

### *HAIR :*

*With the exception of the head and legs, the body is covered with tight curls consisting of firm, strong tufts of hair.*

*Sparse curls or curls of thin hair tufts give the dog a woolly appearance, which must be considered a serious fault.*

*The coat itself is rather coarse in texture and has a greasy touch.*

# Breed standard

Tight curls consisting of firm tufts.  
The hair is coarse and feels greasy.



# Breed standard



*Too woolly*



*Not enough curl*



*Open curls*



# Breed standard



Sometimes we see bald spots that are usually symmetric.  
(on the rear, at the sides or chest, neck and the back of the ears)

This used to be a problem with the Wetterhoun.

Although, we don't really know the reason,  
we don't see it very often anymore.

# Breed standard

## **Coat**

### *COLOUR :*

Solid black or brown, or black with white markings, or brown with white markings.

Ticking or roan in the white are permitted.

# Breed standard



*White with black marking  
and ticking*



*White with black marking  
with little ticking*

# Breed standard



*White with brown marking  
and little ticking*



*Solid black and brown  
with little marks on chest*

*The small white marks are not a  
problem, also a bit white on the tones*

# Breed standard

There are dogs that are predominantly colored, as well as dogs that have only a colored face and a colored patch at the tail set (or even without the colored tail set).

You also will find the ticking or spots in different degrees, from none to a completely grey dog.

All these combinations are allowed in our breed. We may prefer a completely black or brown head, but a blaze or small patch is not considered a fault.

# Breed standard



*Almost white or heads with blazes; they are both allowed,*

# Breed standard



*Rarely we see tricolors. This color is not allowed in the breed standard.*

*Tricolor (tan) we can find on the legs, at the inner side of the ears, above the eyes and/or under the tail.*

*How small the spot is does not matter;*

*only one little spot is enough to be declared as a tricolor.*

# Breed standard

## **Size**

*Ideal size for dogs: 59 cm.*

*Ideal size for bitches: 55 cm.*

When the dog is well balanced though, he is forgiven for being a little too small or too high. After all it is an ideal size .



# Breed standard

## **Movement:**

The movement is discussed in the breed standard.

If we may make a proposal, it would be this:

*Powerful, with sufficient drive.*

*When viewed from the front, the Wetterhoun moves quite broad.*

*During movement, the head is a bit above the topline.*


*Tendency to be ambling in gait.*

# Disqualifying points

- At this moment, there are no disqualifying faults, other than the behavior and the absence of one or two testicles in a male.

# Disqualifying points

The major faults that the judges should be aware of are:

- Too heavy or just too elegant
  - Heads, too heavy or with snipey muzzles
  - Front placed too far forward
  - Low legged
  - Pelvis too straight
- 

# Related breeds



Curly coated Retriever

# Related breeds



Irish Water Spaniel

# Related breeds



Barbet

# Related breeds

Not really used for developing the Wetterhoun, but because of the crossbreeding done in the beginning of the 20<sup>th</sup> century, we see still the influence of the Stabijhoun in the Wetterhoun. (Tail, head, eyes,)



Stabijhoun

# Problems to take into account

## Health problems

There are no health problems to take into account when judging. Sometimes we see improperly fitting eye lids.


For breeding, they must be tested in Holland for the hips and SCID (Severe Combined Immune Deficiency Syndrome).

Epilepsy, heart problems and elbows are also sometimes seen in the breed.



# Problems to take into account

## Behaviour problems

- The Wetterhoun can be a bit wary and shy in the beginning. Don't start with bending over the dog to judge him, but first let him get use to you by smelling your hand.
  - We rarely see aggressive dogs.
- 

# Problems to take into account

Movement is not a problem.

- They don't move fancy and because of the broad chest, they can be a little broad in front. The elbows must be close to the chest. Quite often they are too loose.
- Because of the square body proportions, they easily move in a pace.

Thank you for  
your time in learning about  
judging the Wetterhoun!

