

Presentation:

Matjaž Zanut

Organization of Mantrailing in Slovenia



Practical display

- the beginning of training a dog in mantrailing- working phase
- how and where to lay a trail - SPECIAL FEATURES TO LAY THE TRAIL (PREPARING THE TRAIL)
- the PRE-START RITUAL
- how to lead a trail
- the alert



The beginning of training a dog in Mantrailing

Two basic methods

1. by adding motivation
2. without motivation





decide what is better for your dog

The beginning of training a dog in Mantrailing

Phase 1. presentation of ID (identification article)
to the dog

Phase 2. connecting ID to human scent

Phase 3. search for human scent



How and where to lay a trail (preparing the trail)



1. proper preparation of ID



2. terrain selection, direction changes, times (see rules)

3. laying a trail



The PRE-START RITUAL

- with CASTING
- without CASTING



How to lead a trail


IT DEPENDS:

on observation (dog, traffic etc.)

proper use of the long leash

cooperation with dog





ALERT