




FCI
RESCUE DOG
COMMISSION

2019

**FCI
RESCUE DOG
SEMINAR**

in partnership with

**The Cynological Association
of SLOVENIA**



EXERCISE RUBBLE SEARCH

Marko Bručan
Slovenia




Exercise Rubble Search

► **Total Possible Points Rubble Search**

- Total possible points 260 Points
- Finding the victims: 60 Points each for of 3= 180 Points
- Cooperation and discipline in the rescue dog sport team 30 Points
- Team leader (tactics and their implementation) 50 Points

Total: 260 points:

- 60 x 3 victims = 180
- Cooperation & discipline = 30
- Team leader = 50





Searching Area

- ▶ Search Area: Destroyed or partially destroyed building, consist of various building materials
- ▶ at least 5000 m², spread over one or several levels
- ▶ criss-crossed by at least 3 people with a test dog up to 15 minutes before the first search begins
- ▶ criss-crossed by at least 3 people without dogs immediately before and during the search exercise.





Victims

- ▶ Hidden persons: 3 victims
- ▶ height of 2 m, deep 2 m, dark rooms, proper distance
- ▶ Victims - 15 min before in hiding place
- ▶ No visual or physical contact with the victim





Exercise Rubble Search

- ▶ Support of confirmation dog for alert - max. awarded 30 points
- ▶ Every person who is not found scores 0 points
- ▶ The not used dog will be marked as minus 50 points
- ▶ Each false alert is marked as minus 60 points
- ▶ Time limit: maximum 20 minutes
- ▶ Termination/Disc. in scent work is marked minus 50 points(for TL and DH)





TEAM/JUDGES

- ▶ Team leader
- ▶ 3 dog handlers / 3 dogs
- ▶ 3 Judges/ Each Judge – 1 dog/ Team leader follow main Judge
- ▶ One DH and D do not working/ searching – has to stay out of the searching area





Execution of the work

- ▶ The rescue dog sport team is given a sketch
- ▶ The search area is visually demarcated or has clearly identifiable boundaries.
- ▶ Team leader tells and controls the tactic of the team
- ▶ Start time is given by Judge to Team Leader
- ▶ The team leader may enter the search area; the DH must wait for instructions from the judge to the TL





Execution of the work

- ▶ Victim could be removed from the hiding place after alerting (it's up to judge)
- ▶ **The end** of the serching:
 - When **3rd victim is found**
 - Run **out of time**
 - **Stoped work** by the Judge





Distractions


- ▶ smouldering fire,
- ▶ running motors,
- ▶ hammering,
- ▶ drumming





Alerting

- ▶ The DH reports an alert by a dog to his team leader. Before the HF is allowed to enter the search area
- ▶ The alert indication and victim location have to be clearly shown to the RDJ
- ▶ Use of confirmation dog for alerting
- ▶ After alerting of the dog DH and the Dog has to go out of the marked area to continue the search
- ▶ Types of alerting:
 - Barking
 - Recall
 - Bringsel method



1. Barking

- ▶ The dog must **not touch the victim** when hiding places are enclosed but accessible to the dog
- ▶ The dog must **bark continuously**, while staying within close to the victim / place of alert, until its DH reaches him. The terrain must be taken into account.
- ▶ it should indicate the precise location of the scent source through direction giving behaviour





2. Recall

Among others the following can be presented during recall:

- ▶ Jumping on or nudging the DH
- ▶ Barking at the VP and the DH
- ▶ Eye contact between DH and dog




3. The Bringsel Method

- ▶ A **special collar**, on which a “bringsel” is fixed, is fitted on the dog if it is doing bringsel work
- ▶ The collar has to have a releasing mechanism which protects the dog from injuries
- ▶ When it dog found the person the **dog takes the bringsel to the handler**. There is no need for it to sit during the handover of the bringsel. Once the bringsel has been removed, and at the order of the handler, the dog takes the handler directly and independently to the victim.
- ▶ Whilst doing so the handler must be in constant contact with his dog. Maintaining contact may also be interrupted under certain circumstances (depending on terrain) without having a negative impact on the evaluation.
- ▶ The dog may be taken on a leash with any length for this purpose.



The Bringsel Method – faulties

- ▶ Running back and forth between the VP and the DH
- ▶ Barking before taking the Bringsel
- ▶ If the dog doesn't run back goal-oriented to the victim
- ▶ If the dog drops the Bringsel





Principles of Rating

Excellent

- ▶ Temperamental, motivated, eager to work, attentive and correctly.
- ▶ Impressive speed. Excellent in the hand of the dog handler. High will to search, correct alert behaviour, remarkable harmony of the performance
- ▶ with minimal guide helps





Principles of Rating

Very Good

Largely temperamental, motivated, eager to work, attentive and correctly. Very well in the hand of the dog handler. Largely faultless and clear alert. With small guide helps.





Principles of Rating

Good

- ▶ Partly temperamental, restrictions at the alert behaviour, still eager to work, still attentive and restrictions in the speed and the obedience.
- ▶ With stronger guide helps.





Principles of Rating

Satisfactory

- ▶ Still existing temperament, drive, motivation, eager to work, attention.
- ▶ Strong guide helps during the performance.
- ▶ Great restrictions on alert behaviour.





Principles of Rating

Unsatisfactory

- ▶ Lack of temperament / drive, almost no joy of work and no interest.
- ▶ Lack of speed. Sometimes does not work. Very strong guide helps.
- ▶ Missing search result.
- ▶ No search result / very strong guide help / not at hand of the handler
- ▶ leaves the search area / doesn't work / molests helpers / reacts anxiously regarding noise / aborts the work





Permitted Aids

- ▶ The following aids are permitted as a means of tactical support for search work specifically during the scent work:
- ▶ **Whistle:**
Before the activity begins the judge must be notified about the use of audible whistle sounds.
- ▶ **Radio Equipment:**
An additional device must be handed to one judge to listen along during nose works.
- ▶ **Water or sponges**
- ▶ Bringsel collar



Thank you!!!

